



**Minipack-torre S.p.A.**  
Via Provinciale, 54 - 24044 Dalmine (BG) - Italy  
Tel. (035) 563525 – Fax (035) 564945  
E-mail: info@minipack-torre.it  
<http://www.minipack-torre.it>



# **Modular 70 Digit Restyling**

## ***Spare parts catalogue***

*( Valid from serial number 308 dated 11.2004 up to 497 dated 12.2010  
and the same for 301 )*



CAREFULLY READ THIS CATALOGUE BEFORE ORDERING ANY SPARE PART



DOC. N. FM112020  
REV. 01  
Ed: 01.2011

## INDEX OF SPARE PARTS GROUPS

<b>SEALING BLADE GROUP</b>		
<b>S0K00303</b>	<i>Front clamp kit</i>	<i>page 02</i>
<b>S0K00304</b>	<i>Rear clamp kit</i>	<i>page 02</i>
<b>S0K01113</b>	<i>Front and rear piston kit</i>	<i>page 02</i>
<b>S03A0306</b>	<i>Blade holder central clamp kit</i>	<i>page 02</i>
<b>S03A0310</b>	<i>Infill blocks kit</i>	<i>page 03</i>
<b>S03A0319</b>	<i>Infill holder channel kit</i>	<i>page 03</i>
<b>S03A0901</b>	<i>Front guard kit</i>	<i>page 03</i>
<b>S03A0903</b>	<i>Side guard kit</i>	<i>page 03</i>

<b>CUTTER GROUP</b>		
<b>S0K00406</b>	<i>Microswitch screw kit</i>	<i>page 04</i>
<b>S0K01001</b>	<i>Torsion bar blocking flange kit</i>	<i>page 04</i>
<b>S0K01002</b>	<i>Hood rotation pin kit</i>	<i>page 04</i>
<b>S03A0404</b>	<i>Teflon kit</i>	<i>page 05</i>
<b>S03A1003</b>	<i>Torsion bar housing kit</i>	<i>page 05</i>
<b>S0130405</b>	<i>Upper rubber holder channels kit</i>	<i>page 05</i>

<b>FILM ROLL SUPPORT GROUP</b>		
<b>S03A0602</b>	<i>Film roll tube kit</i>	<i>page 06</i>
<b>S03A0605</b>	<i>Microperforator with needles kit</i>	<i>page 06</i>
<b>S03A0606</b>	<i>Slotted microperforator kit</i>	<i>page 06</i>
<b>S03A0607</b>	<i>Microperforator rods kit</i>	<i>page 07</i>
<b>PB13B001</b>	<i>Grey RAL7032B. film roll support kit</i>	<i>page 07</i>
<b>PB03B021</b>	<i>Grey RAL7040L. film roll support kit</i>	
<b>PB13B003</b>	<i>Grey RAL7035L. film roll support kit</i>	

<b>MACHINE DETAIL DRAWING</b>		
<b>SCHEME 1</b>		<i>page 09</i>
<b>SCHEME 2</b>		<i>page 10</i>
<b>SCHEME 3</b>		<i>page 11</i>
<b>SCHEME 4</b>		<i>page 12</i>
<b>SCHEME 5</b>		<i>page 13</i>
<b>SCHEME 6</b>		<i>page 14</i>
<b>SCHEME 7</b>		<i>page 15</i>
<b>SCHEME 8</b>		<i>page 16</i>

<b>WIRING DIAGRAM</b>		<i>page 17/18</i>
<b>WIRING DIAGRAM DESCRIPTION</b>		<i>page 19</i>

## SEALING BLADE GROUP

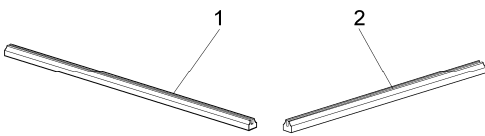
GROUP CODE		GROUP DESCRIPTION	
<b>SOK00303</b>		<i>Front clamp kit</i>	
POS.	ITEMS CODE	ITEMS DESCRIPTION	Q.ty
1	FM290300	Blade tightener front support	1
2	FM850704	M3X10 screw	1
3	FM210002	Blade tightener piston	1
4	FM690001	Compression spring	1

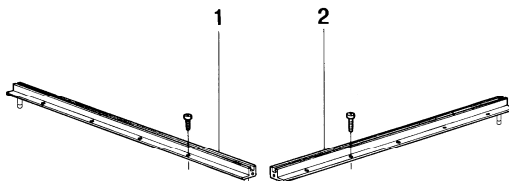
GROUP CODE		GROUP DESCRIPTION	
<b>SOK00304</b>		<i>Rear clamp kit</i>	
POS.	ITEMS CODE	ITEMS DESCRIPTION	Q.ty
1	FM290301	Blade tightener rear support	1
2	FM850704	M3X10 screw	1
3	FM210002	Blade tightener piston	1
4	FM690001	Compression spring	1

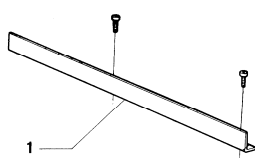
GROUP CODE		GROUP DESCRIPTION	
<b>SOK01113</b>		<i>Front and rear piston kit</i>	
POS.	ITEMS CODE	ITEMS DESCRIPTION	Q.ty
1	FM210002	Blade tightener clamp	1
2	FM690001	Spring	1
3	FM850704	M3X10 screw	1

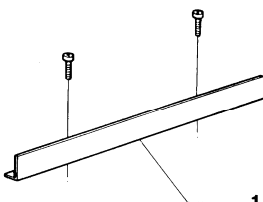
GROUP CODE		GROUP DESCRIPTION	
<b>S03A0306</b>		<i>Blade holder central clamp kit</i>	
POS.	ITEMS CODE	ITEMS DESCRIPTION	Q.ty
1	FM180012	Blade holder central clamp	1
2	FM850703	M3X8 screw	1
3	FM040058	Insulating strip	1

## SEALING BLADE GROUP

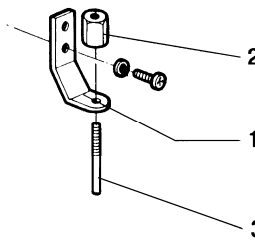
GROUP CODE		GROUP DESCRIPTION	
<b>S03A0310</b>		<i>Infill blocks kit</i>	
			
POS.	ITEMS CODE	ITEMS DESCRIPTION	Q.ty
1	FM050114	Front blade support infill block	1
2	FM050115	Side blade support infill block	1

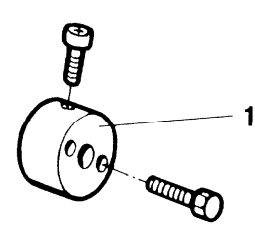
GROUP CODE		GROUP DESCRIPTION	
<b>S03A0319</b>		<i>Infill holder channel kit</i>	
			
POS.	ITEMS CODE	ITEMS DESCRIPTION	Q.ty
1	S0220118	Front infill blocks channel	1
2	S0220128	Side infill blocks channel	1

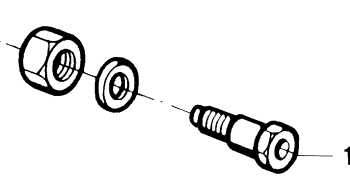
GROUP CODE		GROUP DESCRIPTION	
<b>S03A0901</b>		<i>Front guard kit</i>	
			
POS.	ITEMS CODE	ITEMS DESCRIPTION	Q.ty
1	FM220009	Protezione antinfortunistica anteriore / Front guard	1

GROUP CODE		GROUP DESCRIPTION	
<b>S03A0903</b>		<i>Side guard kit</i>	
			
POS.	ITEMS CODE	ITEMS DESCRIPTION	Q.ty
1	FM220020	Side guard	1

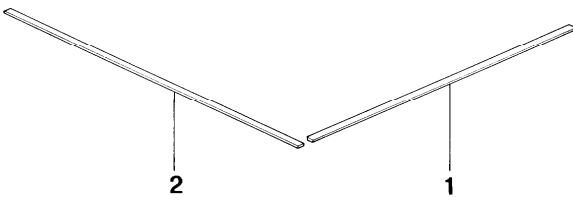
## CUTTER GROUP

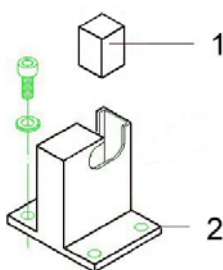
GROUP CODE		GROUP DESCRIPTION	
<b>S0K00406</b>		<i>Microswitch screw kit</i>	
			
POS.	ITEMS CODE	ITEMS DESCRIPTION	Q.ty
1	FM280001	Microswitch square holder	1
2	FM160001	Microswitch lock screw	1
3	FM160224	Microswitch screw	1

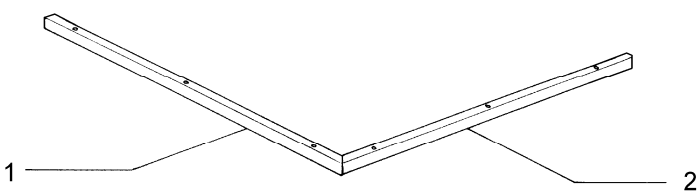
GROUP CODE		GROUP DESCRIPTION	
<b>S0K01001</b>		<i>Torsion bar blocking flange kit</i>	
			
POS.	ITEMS CODE	ITEMS DESCRIPTION	Q.ty
1	FM120002	Torsion bar flange	1

GROUP CODE		GROUP DESCRIPTION	
<b>S0K01002</b>		<i>Hood rotation pin kit</i>	
			
POS.	ITEMS CODE	ITEMS DESCRIPTION	Q.ty
1	FM200052	Hood rotation pin	1

## CUTTER GROUP

GROUP CODE	GROUP DESCRIPTION		
<b>S03A0404</b>	<i>Teflon kit</i>		
			
POS.	ITEMS CODE	ITEMS DESCRIPTION	Q.ty
1	FM240005	Teflon lining L730	1
2	FM240006	Teflon lining L890	1

GROUP CODE	GROUP DESCRIPTION		
<b>S03A1003</b>	<i>Torsion bar housing kit</i>		
			
POS.	ITEMS CODE	ITEMS DESCRIPTION	Q.ty
1	FM510040	Straight prod	1
2	FM020008	Torsion bar housing	1

GROUP CODE	GROUP DESCRIPTION		
<b>S0130405</b>	<i>Upper rubber holder channels kit</i>		
			
POS.	ITEMS CODE	ITEMS DESCRIPTION	Q.ty
1	FM220243	Front rubber holder channel	1
2	FM220244	Right rubber holder channel	1

## FILM ROLL SUPPORT GROUP

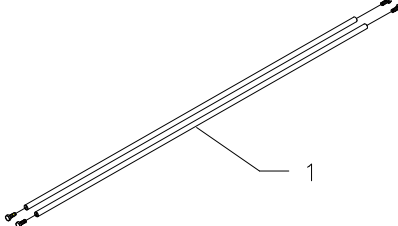
GROUP CODE	GROUP DESCRIPTION		
<b>S03A0602</b>	<i>Film roll tube kit</i>		
POS.	ITEMS CODE	ITEMS DESCRIPTION	Q.ty
1	FM250003	Film roll holder tube	1
2	FM340011	Centering cone	2
3	FM610015	Bearing	1
4	FM520003	Seeger	1

GROUP CODE	GROUP DESCRIPTION		
<b>S03A0605</b>	<i>Microperforator with needles kit</i>		
POS.	ITEMS CODE	ITEMS DESCRIPTION	Q.ty
1	FM095137	Carter	1
2	FM340002	Centred bush	1
3	FM160007	Wheels with needles	1
4	FM520005	Shafts seeger ring	1

GROUP CODE	GROUP DESCRIPTION		
<b>S03A0606</b>	<i>Slotted microperforator kit</i>		
POS.	ITEMS CODE	ITEMS DESCRIPTION	Q.ty
1	FM340004	Eccentric bush	1
2	FM160071	Microperforator wheel	1
3	FM350050	Rubber ring	1
4	FM520005	Shafts seeger ring	1

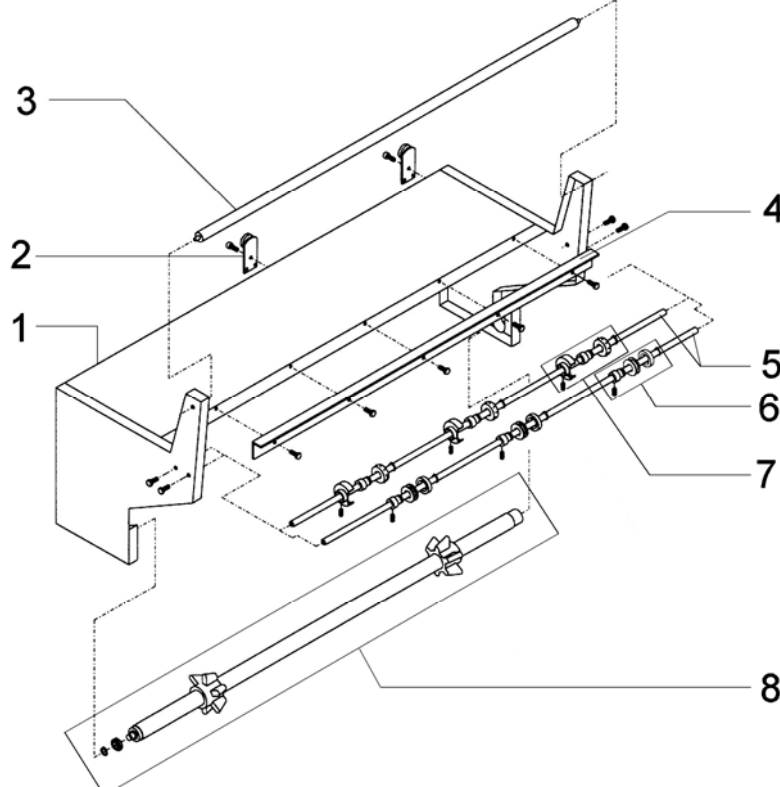
## FILM ROLL SUPPORT GROUP

GROUP CODE		GROUP DESCRIPTION
<b>S03A0607</b>		<i>Microperforator rods kit</i>



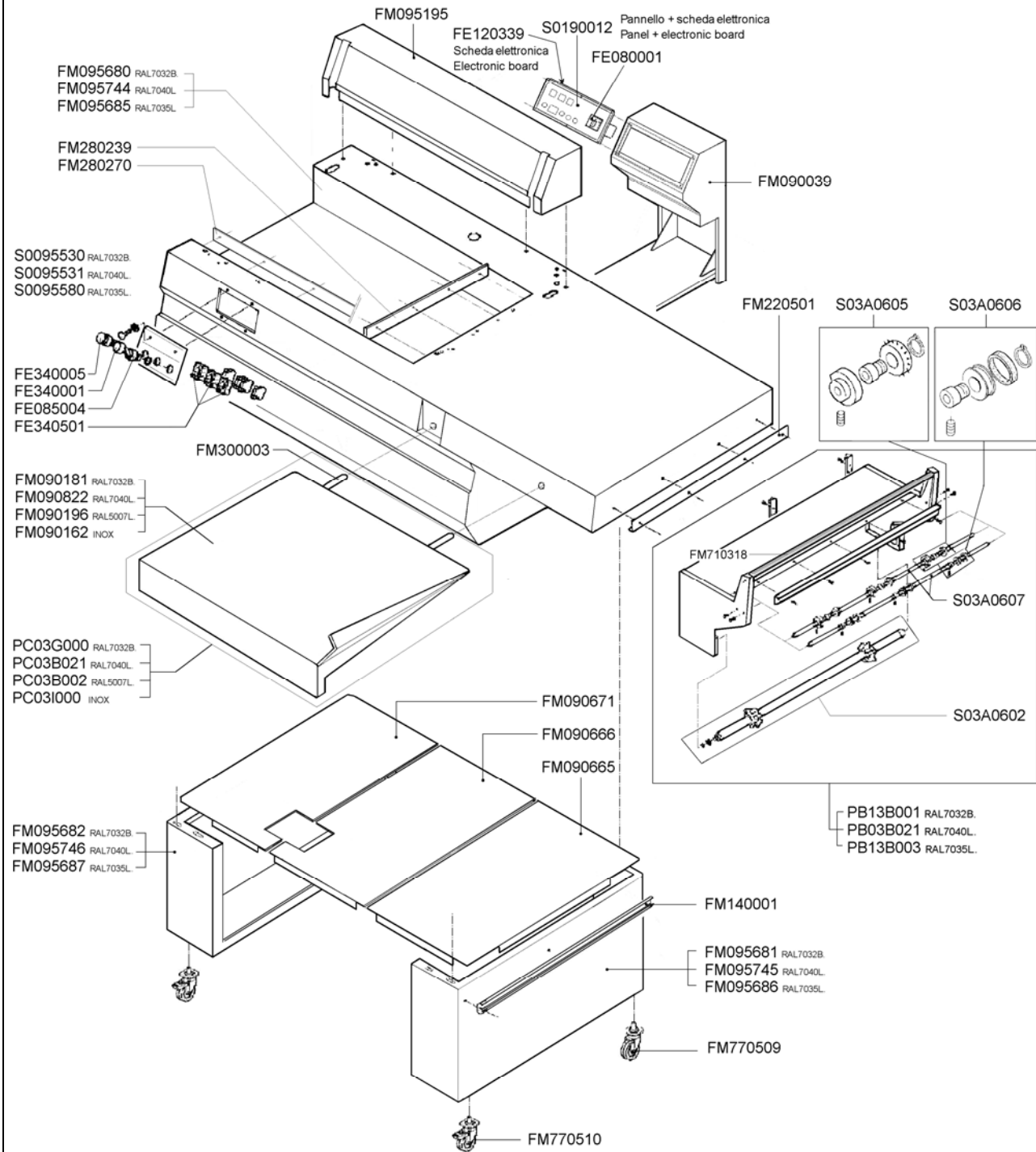
POS.	ITEMS CODE	ITEMS DESCRIPTION	Q.ty
1	FM030021	Microperforator rod	2

GROUP CODE		GROUP DESCRIPTION
<b>PB13B001</b>		<i>Grey RAL7032B. film roll support kit</i>
<b>PB03B021</b>		<i>Grey RAL7040L. film roll support kit</i>
<b>PB13B003</b>		<i>Grey RAL7035L. film roll support kit</i>

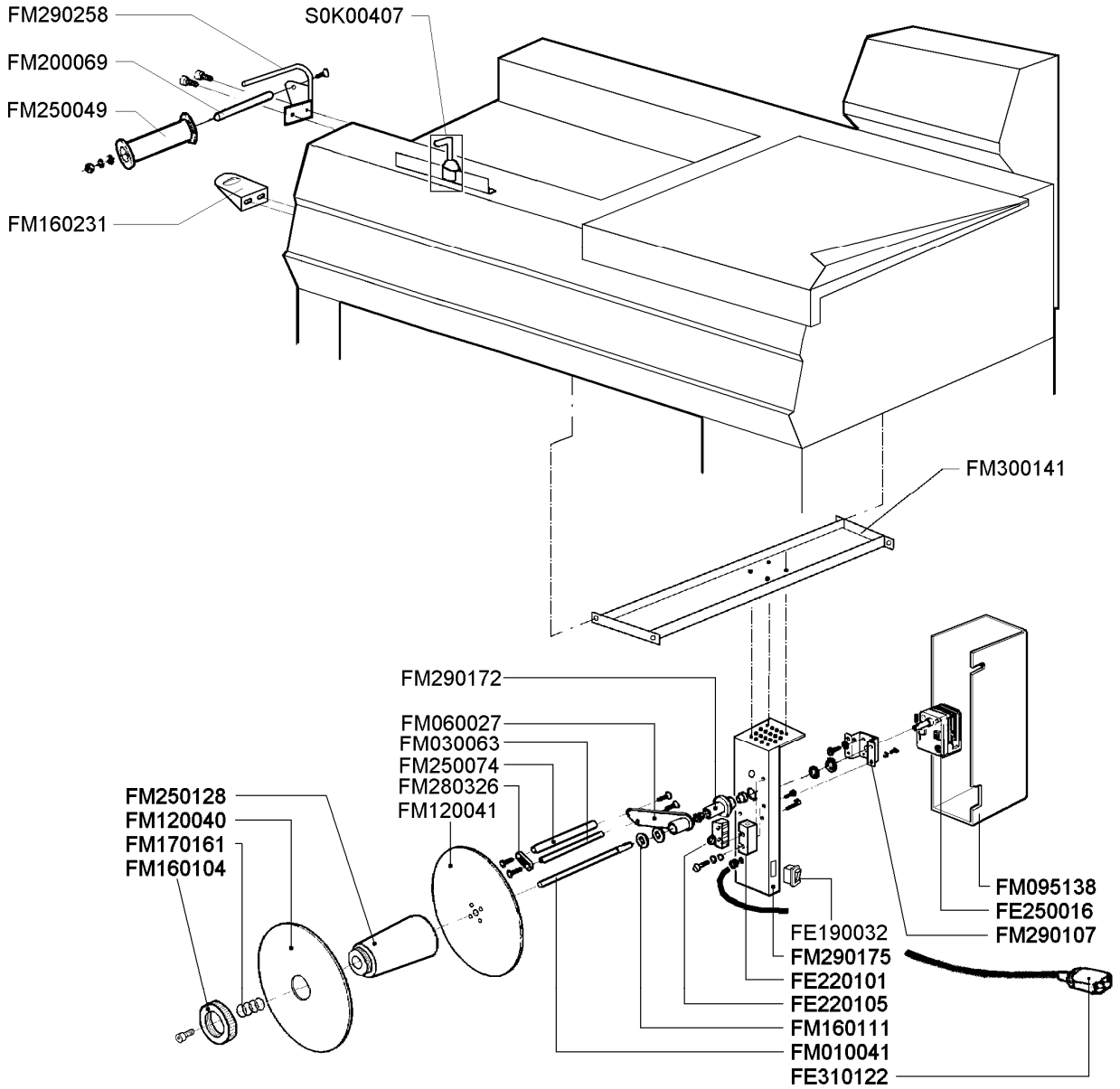


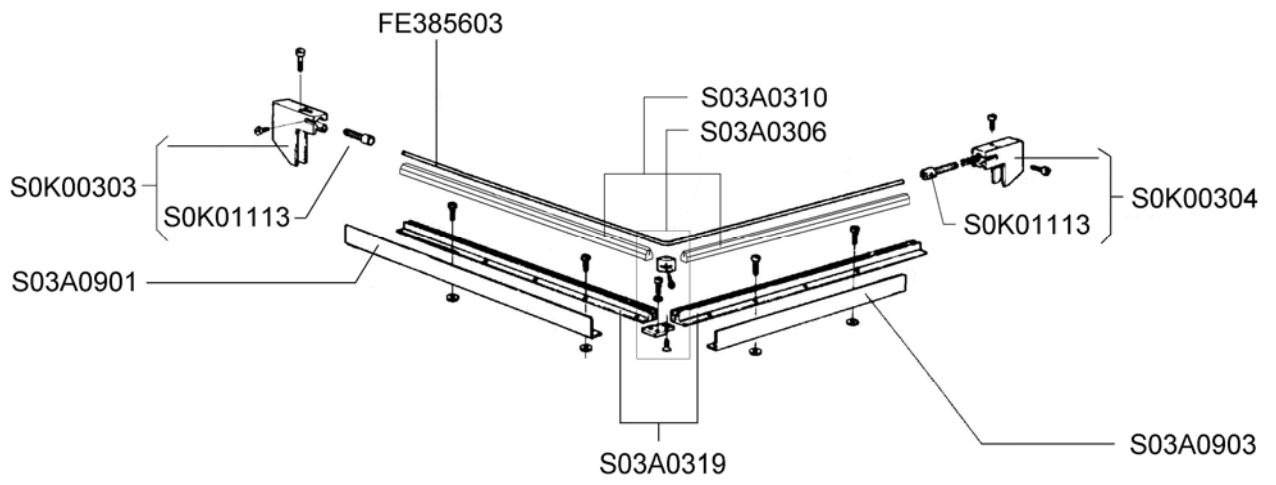
POS.	ITEMS CODE	ITEMS DESCRIPTION	Q.ty
1	FM090337 FM090727 FM090736	Grey RAL7032B. film roll support Grey RAL7040L. film roll support Grey RAL7035L. film roll support	1
2	FM660002	Wheeled trolley	2
3	FM710318	Film drive roller	1
4	FM220501	Guide corner	1
5	S03A0607	Microperforator rods kit	1
6	S03A0606	Slotted microperforator kit	3
7	S03A0605	Microperforator with needles kit	3
8	S03A0602	Film roll tube kit	1

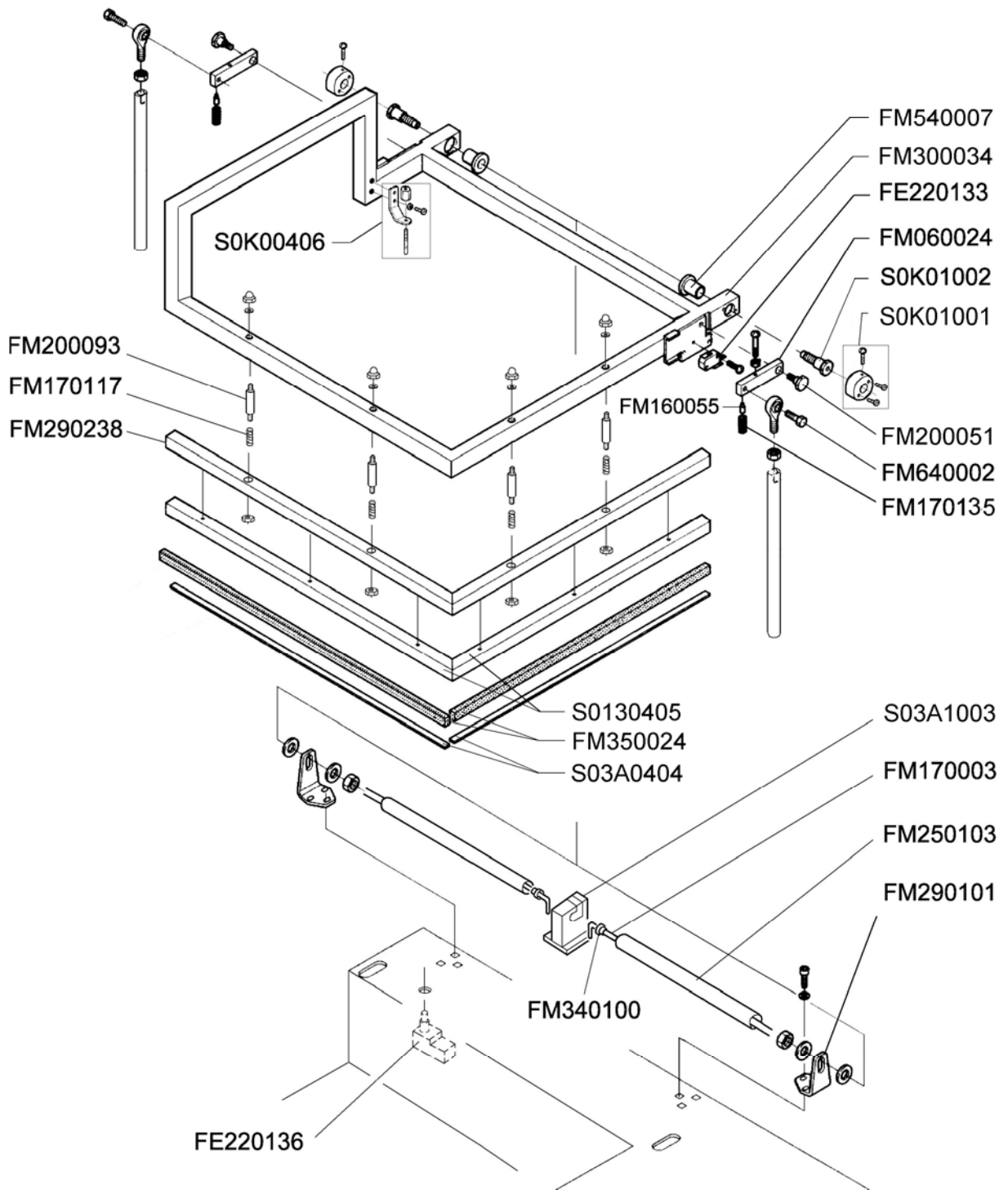
*MACHINE DETAIL DRAWING*

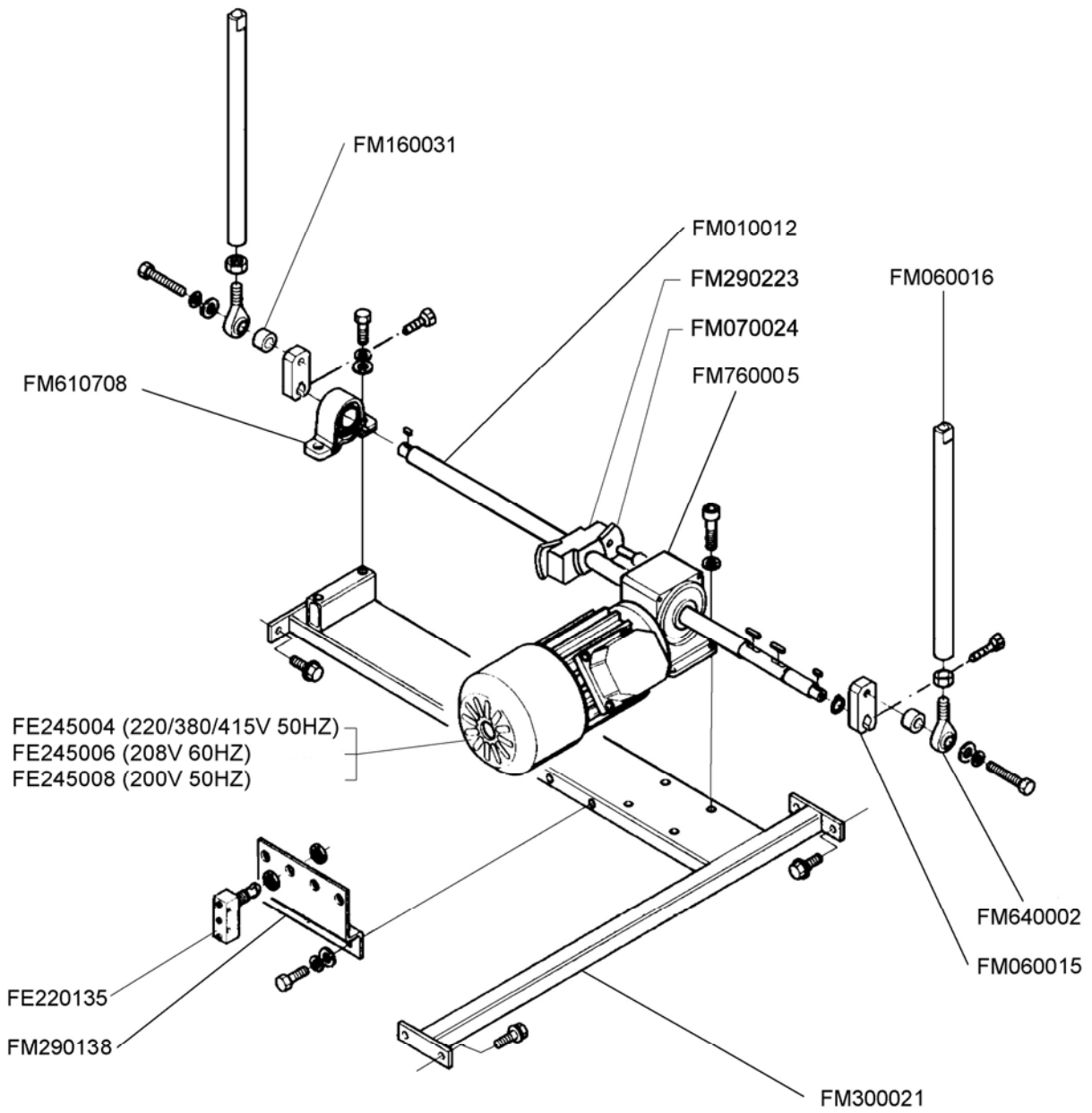


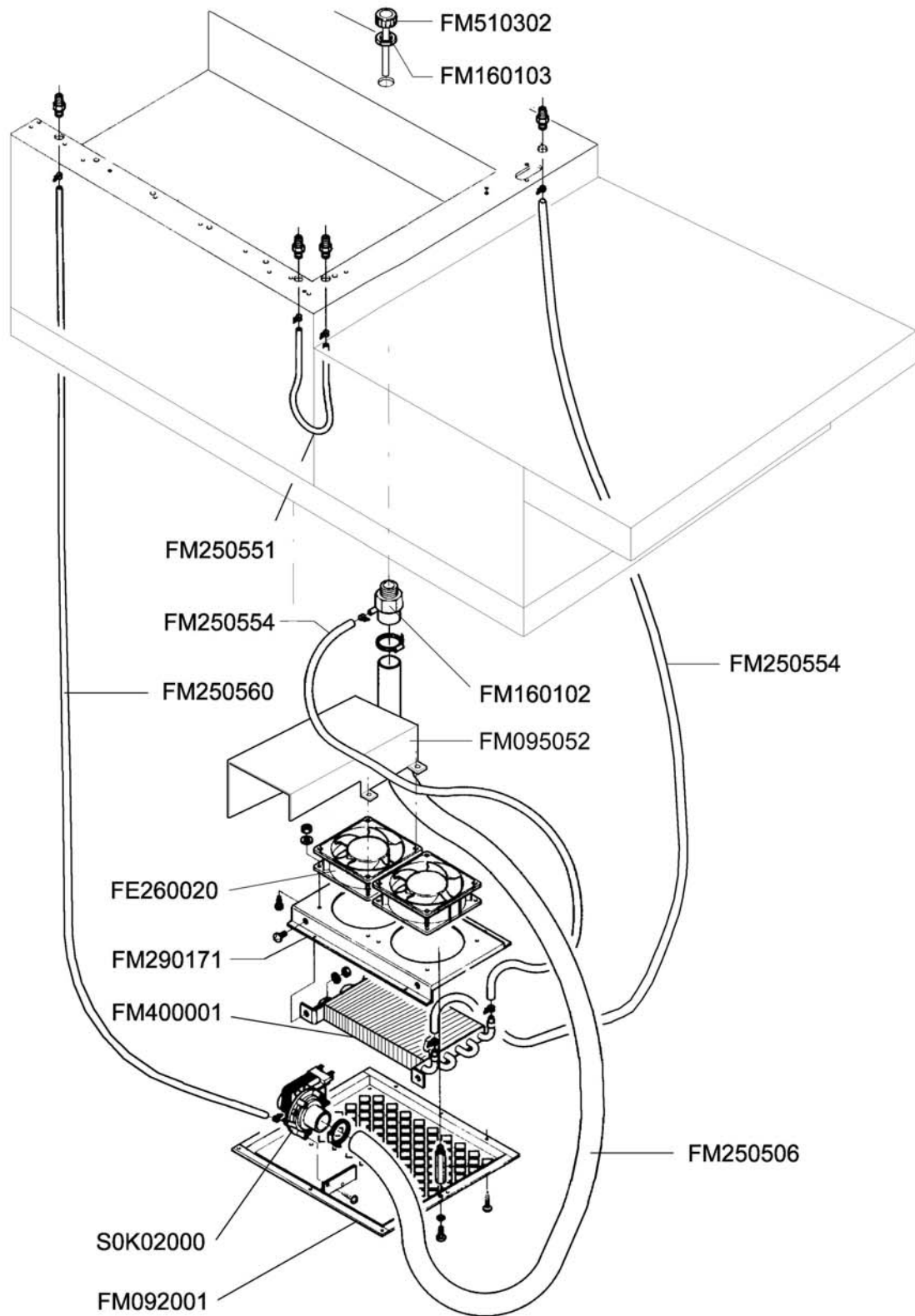
*New Rewinder: Valid from serial number 309 dated 12.2004.*

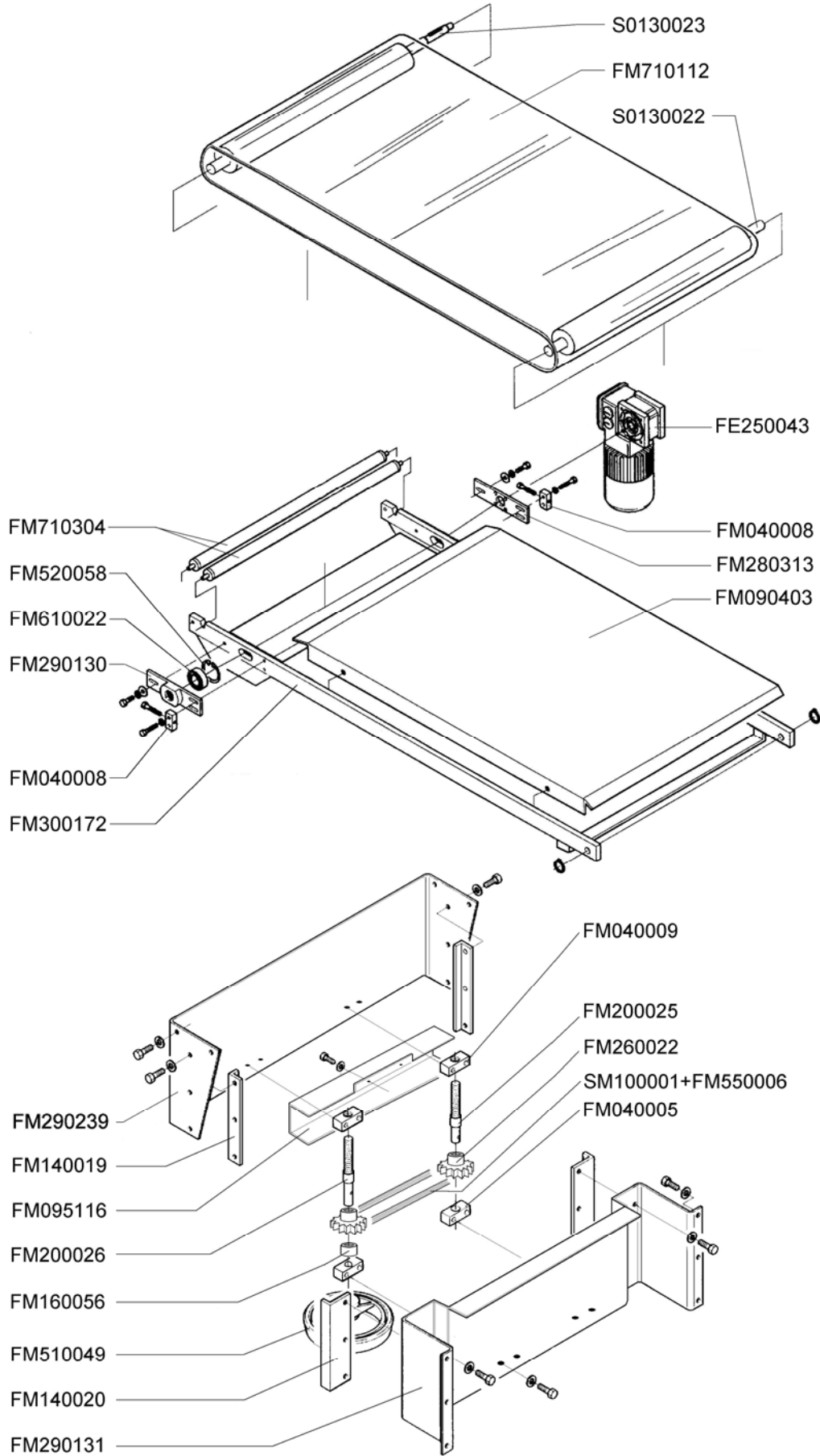


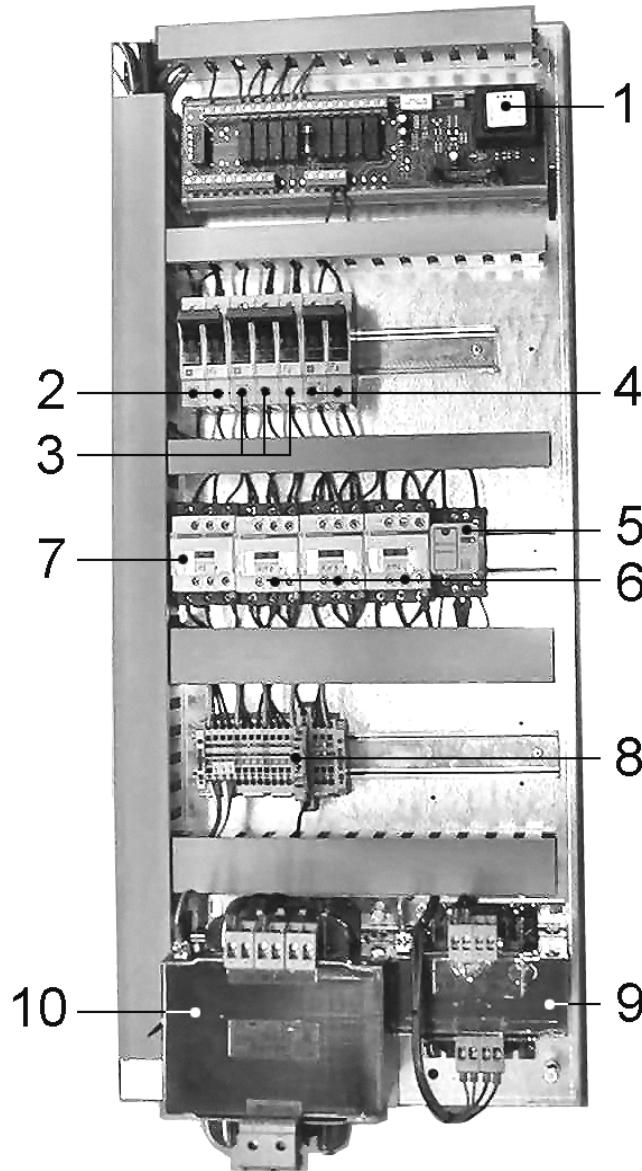












POS.	ITEMS CODE	ITEMS DESCRIPTION	Q.ty
1	FE120349	Power board	1
2	FE290405	Fuse 10A (380-415V)	2
	FE290407	Fuse 16A (200-208-220V)	
3	FE290401	Fuse 2A	3
4	FE290400	Fuse 1A (380-415V)	2
	FE290401	Fuse 2A (200-208-220V)	
5	FE370006	Rele 24V	1
6	FE110602	Contacteur LC1-D09B7	3
7	FE110615	Contacteur LC1-D18B7	1
8	FE290121	Fuse T2A	1
9	FE440026	Transformer 400VA (380-415V)	1
	FE440025	Transformer 400VA (200-208-220V)	
10	FE440622	Transformer 2500VA (380-415V)	1
	FE440621	Transformer 2500VA (200-208-220V)	





## WIRING DIAGRAM DESCRIPTION

<b>B1</b>	<i>Frame descent limit switch</i>
<b>B2</b>	<i>Frame rise limit switch</i>
<b>B3</b>	<i>Safety device cutting out limit switch</i>
<b>B4</b>	<i>Safety limit switch</i>
<b>B5</b>	<i>Rewinder limit switch</i>
<b>E1/2</b>	<i>Cooling fans</i>
<b>ER1</b>	<i>Sealing blade heater</i>
<b>F1</b>	<i>Sealing blade fuse 10.3X38</i>
<b>F2</b>	<i>Motor fuse 10.3X38</i>
<b>F3</b>	<i>Auxiliary transformer fuse 10.3X38</i>
<b>F4</b>	<i>Ventilator / pump motor fuse 5X20</i>
<b>FU1</b>	<i>Board fuse 5X20</i>
<b>K1</b>	<i>Electronic control board</i>
<b>M1</b>	<i>Belt motor</i>
<b>M2</b>	<i>Frame drive motor</i>
<b>M3</b>	<i>Pump motor</i>
<b>M4</b>	<i>Rewinder motor</i>
<b>Q1</b>	<i>Main switch</i>
<b>Q2</b>	<i>Rewinder switch</i>
<b>QM1</b>	<i>Sealing blade contactor</i>
<b>QM2</b>	<i>Frame rise contactor</i>
<b>QM3</b>	<i>Frame descent contactor</i>
<b>QM4</b>	<i>Belt contactor</i>
<b>QM5</b>	<i>Accessories contactor</i>
<b>S0</b>	<i>Emergency pushbutton</i>
<b>S1</b>	<i>Start button</i>
<b>S2</b>	<i>Manual selector</i>
<b>SK1</b>	<i>Control board</i>
<b>T1</b>	<i>Cutting transformer</i>
<b>T2</b>	<i>Auxiliary transformer</i>
<b>X1</b>	<i>Rewinder power supply socket</i>
<b>X2</b>	<i>Rewinder power supply plug</i>



## ***Minipack-torre S.p.A.***

*Via Provinciale, 54 - 24044 DALMINE (BG) - ITALY*

*Tel. (035) 563525 – Fax (035) 564945*

*E-mail: [info@minipack-torre.it](mailto:info@minipack-torre.it)*

*<http://www.minipack-torre.it>*